


# Student work

Sample 1:

Date: 31 Class: T11 Name: 羅龍航 (Jack)

**Worksheet # 2 Your Christmas Party**

**Part I Draw a picture of your imagining (想像中的) picture of Christmas Party.**  
(畫出你想像中的聖誕節趴踢，裡面可以包含聖誕節趴踢會有的人、事、時、地、物；以及課堂上我們所討論的內容。)



**Part II Please describe your picture with five sentences.**  
(請你/妳用那些人或物“正在.....”的句型來描述，老師已經幫你/妳寫好開頭囉，請你/妳接下去寫吧！)

*Welcome to my Christmas party!* There are three people in the party. Who are they? What are they doing? Are they happy or are they....?

They are my good friends.

Sandy is decorating the Christmas tree.

Jack and David are hanging stockings in the living room.

They are happy to join my Christmas party.

We hope Santa will give a big surprise for us to

Wonderful!

Make it!  
DEC 22 2010  
廖姿婷

Signature: \_\_\_\_\_

Sample 2:

Date: \_\_\_\_\_ Class: \_\_\_\_\_ Name: \_\_\_\_\_

**Worksheet # 2 Your Christmas Party**

**Part I Draw a picture of your imagining (想像中的) picture of Christmas Party.**  
(畫出你想像中的聖誕節趴踢，裡面可以包含聖誕節趴踢會有的人、事、時、地、物；以及課堂上我們所討論的內容。)

clock Christmas tree stockings turkey gifts

family

Good Job! Keep going!

so happy

Make it! 12/2/20 廖姿婷

**Part II Please describe your picture with five sentences.**  
(請你/妳用那些人或物“正在.....”的句型來描述，老師已經幫你/妳寫好開頭囉，)

Sample 3:

Date: 9/12/20 Class: 711 Name: 27

**Worksheet # 2 Your Christmas Party**

**Part I Draw a picture of your imagining (想像中的) picture of Christmas Party.**  
(畫出你想像中的聖誕節趴踢，裡面可以包含聖誕節趴踢會有的人、事、時、地、物；以及課堂上我們所討論的內容。)

table boombox Christmas tree

Good Job! Keep going!

very exciting!!

Make it! 12/2/20 廖姿婷


**Part II Please describe your picture with five sentences.**  
(請你/妳用那些人或物“正在.....”的句型來描述，老師已經幫你/妳寫好開頭囉，)

Sample 4:

Date: \_\_\_\_\_ Class: 211 Name: 張佳琪

**Worksheet # 2 Your Christmas Party**

**Part I Draw a picture of your imagining (想像中的) picture of Christmas Party.**  
(畫出你想像中的聖誕節趴踢，裡面可以包含聖誕節趴踢會有的人、事、時、地、物；以及課堂上我們所討論的內容。)



**Part II Please describe your picture with five sentences.**  
(請你/妳用那些人或物“正在.....”的句型來描述，老師已經幫你/妳寫好開頭囉。)


Great!  
Good Job! Keep going!  
Make it!  
DEC 22 2018  
廖姿婷

Sample 5:

Date: \_\_\_\_\_ Class: \_\_\_\_\_ Name: \_\_\_\_\_

**Worksheet # 2 Your Christmas Party**

**Part I Draw a picture of your imagining (想像中的) picture of Christmas Party.**  
(畫出你想像中的聖誕節趴踢，裡面可以包含聖誕節趴踢會有的人、事、時、地、物；以及課堂上我們所討論的內容。)



**Part II Please describe your picture with five sentences.**  
(請你/妳用那些人或物“正在.....”的句型來描述，老師已經幫你/妳寫好開頭囉，請你/妳接下去寫吧！)

Wonderful!  
Good Job! Keep going!  
Make it!  
DEC 22 2018  
廖姿婷

Welcome to my Christmas party! There are \_\_\_\_\_ people in the party. Who are they? What are they doing?

Sample 6:

Date: 12/20 Class: 7/1 Name: 相宛廷

**Worksheet # 2 Your Christmas Party**

**Part I Draw a picture of your imagining (想像中的) picture of Christmas Party.**  
(畫出你想像中的聖誕節趴踢，裡面可以包含聖誕節趴踢會有的人、事、時、地、物；以及課堂上我們所討論的內容。)



**Part II Please describe your picture with five sentences.**  
(請你/妳用那些人或物“正在.....”的句型來描述，老師已經幫你/妳寫好開頭囉，請你/妳接下去寫吧！)

It's warm!

Good Job! Keep going!


Make it! 12/22/20 廖姿婷

Sample 7:

Date: 3 Class: 7/1 Name: 李以慧 Candy

**Worksheet # 2 Your Christmas Party**

**Part I Draw a picture of your imagining (想像中的) picture of Christmas Party.**  
(畫出你想像中的聖誕節趴踢，裡面可以包含聖誕節趴踢會有的人、事、時、地、物；以及課堂上我們所討論的內容。)



**Part II Please describe your picture with five sentences.**  
(請你/妳用那些人或物“正在.....”的句型來描述，老師已經幫你/妳寫好開頭囉，請你/妳接下去寫吧！)

Good Job! Keep going!

Make it! 12/22/20 廖姿婷

Sample 8:

Date: 9/21 Class: 711 Name: 李承承

Worksheet # 1 Information gap (版本一) (請輪流把以下內容唸給你的夥伴聽，看到空格，停頓一下再繼續，唸完一遍如果仍不清楚，則在唸第二次，直到你的夥伴能夠完成它。)

### Christmas Party



It is Tuesday (evening). Amy's parents are (hanging) stockings in the (living) room. Amy is (decorating) the Christmas tree. There are many (gifts) under it.

It is Wednesday (today).

There is a Christmas party (at) Amy's house at

(seven-thirty pm) Kevin and

Meg are (sitting) at the table. It is (time) for the

party. (Look)!

Santa and the (turkey) are at the door.



Please correct it!  
(訂正)

Make it  
DEC 22 2008  
廖姿水