

Target 教學對象	S1 Ji- Talented Students 高一智	Textbook 課本	(FE) Book1 Lesson 10: Little Penguins 遠東版新高中英文第一冊第 10 課 神仙企鵝
Date 日期	96/ 12/ 11 (Tuesday) 九十六年 12 月 11 日(二)	Teacher 演示老師	Student Teacher: Sandy Huang 實習老師：黃馨儀
Time 時間	50 minutes 50 分鐘		
Teaching Aids 教具	<p>(1) Jigsaws: Pictures of Little Penguins. 拼圖：神仙企鵝圖片。</p> <p>(2) Listen to the pronunciation of vocabulary and reading: CD & Note book computer 單字及閱讀發音聽力：CD、筆記型電腦</p> <p>(3) Introduction of Penguin Parade: Note book computer, a projector, and a video. 神仙企鵝介紹：筆記型電腦、投影機、影片</p> <p>(4) Review of vocabulary and show dialogue examples: Note book computer, a projector, and PowerPoint files. 單字複習、對話示範：筆記型電腦、投影機、PPT 投影片</p> <p>(5) Homework: Vocabulary worksheets and dialogue worksheets 回家作業：單字學習單、對話學習單</p>		
General Goals 廣泛目標			
Multiple Intelligences: (多元智能)			
<ol style="list-style-type: none"> 1. Verbal/Linguistic (語文) 2. Visual/Spatial (空間) – Jigsaws. 3. Inter-personal/Social (人際)—Dialogues. 4. Naturalist (自然探索) 			
Specific Goals 細目目標			
<ol style="list-style-type: none"> 1. To understand the special features of Little Penguins. 了解神仙企鵝的特徵。 2. To learn more about animals or the nature by On-line resources. 使用網路資源增進對動物和大自然的了解。 3. To introduce the special features of Little Penguins to others in English. 能使用英文將神仙企鵝介紹給別人 			
Teaching Research 教學研究			
1. Students' starting points: 學生先備知識			

They have background knowledge of penguins, which may not be true, though.

有企鵝的基本常識，但不見得都是對的。

2. Text Analysis: 文本分析

(1) This unit tends to arouse students' consciousness in animal protection and research by the introduction of Little Penguins.

本課藉著神仙企鵝的介紹，希望引起學生在動物保護及研究上的認知。

(2) The vocabulary is not difficult except for "lay." There are two new grammar points being introduced in this lesson: the concept of (A) with + O + O.C. and (B) complex sentences with adverbial clauses.

本課的單字並不困難，除了“lay”的三態容易混淆以外。本課有兩大文法重點：(1) with 後接受詞和受詞補語的用法。(2) 帶副詞子句的複句。

3. Teaching focus: 教學重點

1. Analyze the voice and tense of a reporting article. 分析報導式文章的時態。
2. Understand the special features of Little Penguins by observing pictures, watching video and reading articles. 用圖片、影片、閱讀增進學生對神仙企鵝的了解。
3. Assist students to get On-line resources to know more about little Penguins, and to form their own reports on penguin dialogue. 幫助學生找尋線上資源並完成企鵝對話的報告。
4. Evaluate students by their ability of cooperative (collaborative) learning and creativity. 以學生的團隊合作能力及創造力來評量他們。

Reference 資料來源

Video(影片): <http://www.youtube.com/watch?v=7XRjEnFG2WQ>

Pictures(圖片): <http://news.nationalgeographic.com>


http://commons.wikimedia.org/wiki/Image:Little_Penguin_chick.jpg

<http://www.abc.net.au/science/scribblygum/march2003/default.htm>

<http://www.dpi.vic.gov.au/DSE/nrenpa.nsf>

More(其它): <http://www.phillipisland.net.au/penguinparade.html>


Lesson Plan 教學設計

Procedure 流程	Teaching Aids 教具	Time 時間	Evaluation 評鑑
<p>Warm-up 暖身</p> <p>1. Students finish the jigsaw of Little Penguins. 學生完成神仙企鵝拼圖。</p>  <p>2. Introduce the topic of this lesson. 介紹本課主題</p>	Pictures 圖片	5	
<p>Vocabulary 單字</p> <p>1. Read words along with teacher. 跟著老師唸單字的發音。</p> <p>2. Scan the new words of first two paragraphs and add up details. 逐講解並補充。</p>	Textbook 課本	10	
<p>Vocabulary Reviewing Activity-1 單字活動一</p> <p>1. Give students time to read the English definition of each word silently. 給學生時間自己複習每個字的英解。</p> <p>2. Divide them into 2 teams. 將學生分為兩組。</p> <p>3. The teacher reads out the English definition of a word and students raise hands to tell everyone what the word is. If her answer is correct, her team will get one point. T: To go down. S: "Set"</p> <p>老師唸英解，學生搶答並說出該字，則為其組得分。</p>	Textbook NB Projector PPT 課本 筆電 投影機 投影片	5	Pronunciation, meaning and spelling of new words. 單字發音、字 義、拼字
<p>Vocabulary Reviewing Activity-2 單字活動二</p> <p>1. Give students time to spell each word silently. 給學生時間自己複習每個字的拼字。</p>	← 單字搶答		


<p>2. Divide them into 2 teams. 將學生分為兩組。</p> <p>3. The teacher shows a PowerPoint file of scrambled letters, and students raise hands to tell everyone what the word is and to put the letters in correct order (to spell it). If her answer is correct, her team will get one point.</p> <p>PPT</p> <div style="border: 1px solid black; padding: 10px; text-align: center; margin: 10px 0;"> <h1>sturiot</h1> </div> <p>S: "tourist. t-o-u-r-i-s-t."</p> <p>老師 show 出 PPT，已將某個單字的字母排列順序排亂，請學生說出此字，並且將此字正確拼出，則為其組得分。</p>			
<p>Watch Penguin Parade 看企鵝遊行 (An Introduction to Reading) 課本閱讀內容的介紹</p> <p>1. Before students watch video, ask them to listen to four key points: 在學生看影片前，請他們在影片中找出四個重點。</p> <p>(a) Where 地點 (b) When: 時間 (c) Who 人 (d) What 物</p>	<p>NB Projector Video 筆電 投影機 影片</p>	<p>5</p>	<p>Listening ability. 英文聽力</p>
<p>Reading 閱讀</p> <p>1. Listen to the reading from CD. 聽 CD 上的課文朗讀。</p> <p>2. Ask students questions of the content. 聽完回答內容上的問題。</p> <p>3. Explain meaning and grammar points of the first two paragraphs of the text and add up details. 解釋句意和文法及補充。</p>	<p>Textbook CD NB 課本 CD 筆電</p>	<p>10</p>	
<p>Wrap-up 總複習 Review what students learn about little penguins in this class. 課程總複習。</p>		<p>5</p>	<p>Get the main ideas of the paragraphs. 了解課文的大意</p>

Assignment-1 回家作業一

1. Introduce words students need to know to read the examples of penguin dialogue.
介紹對話中會用到的字彙。
2. Show students how to work on the penguin dialogue. Encourage them to learn more about Little Penguins on the Internet.
告訴學生如何做企鵝對話的作業，鼓勵她們上網查有關神仙企鵝的資料。



3. Students read the examples of penguin dialogue together.
學生一起朗讀企鵝對話的範例。



Assignment-2 回家作業二

Students have to finish the worksheet of taught vocabulary after class. 學生課後完成單字的練習卷。

Worksheet
Textbook
NB
Projector
PPT

10

Pronunciation
of words &
understanding
of pun.
單字發音及雙
關語

學習單
課本
筆電
投影機
投影片

企鵝對話